



GREENLINE

— YACHTS —

IT IS NOT JUST ABOUT THE DESTINATION, IT IS ABOUT THE JOURNEY

“A human life is a journey and I believe we should make it a spectacular one”

Vladimir Zinchenko

SVP Yachts owner and CEO

Greenline provides the only complete fleet available with alternative or conventional propulsion systems and highly specialized boat designs to ensure an unrivalled responsible boating experience.

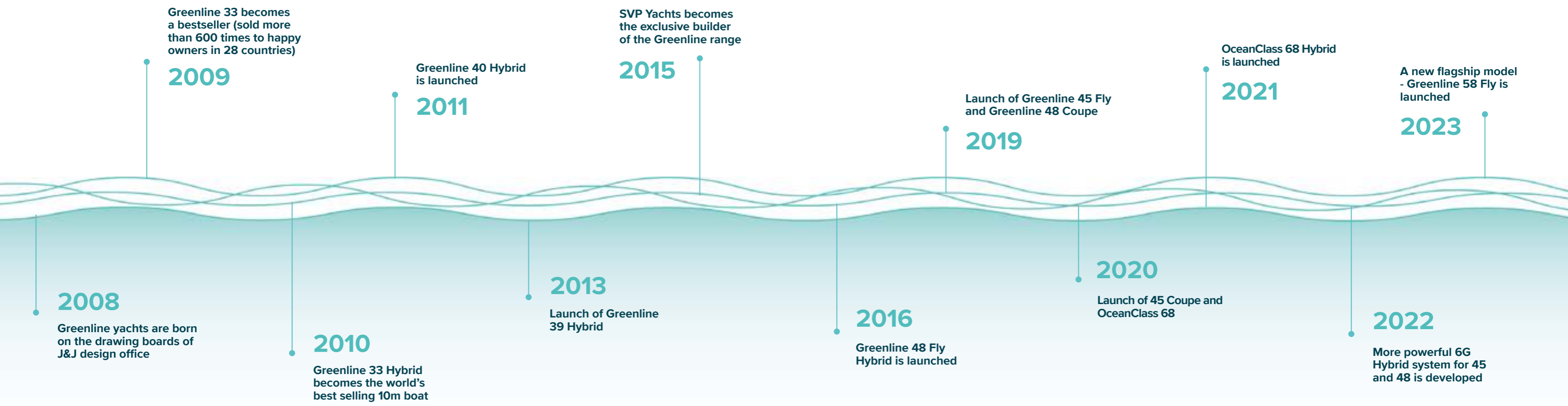


We keep on shaping the future

SOMEWHERE, BEYOND THE SEA

"WE BELIEVE MODERN BOATERS ARE READY FOR THE NEXT STEP IN THE EVOLUTION OF LEISURE BOATING AND ARE BECOMING INCREASINGLY MORE AWARE THAT WE ARE THE ONLY ONES THAT CAN PRESERVE THE ENVIRONMENT FOR OUR CHILDREN AND GRANDCHILDREN TO ENJOY".

Vladimir Zinchenko,
SVP Yachts owner and CEO



Preserving the environment without sacrificing your comfort

ON OUR WAY TO FULLY RESPONSIBLE BOATING

Our customers want to immerse themselves in the natural world and preserve it at the same time. They want special moments with friends and family on the water but value ecological responsibility and a low impact on the environment. With our range of hybrid and fully electric boats, we allow them to do that.



Greenline Yachts are the only range of Yachts to offer H-Drive as well as full E-Drive



Renewable sources of energy with solar panels



All Yachts built-in vacuum infusion technology



We're using innovative eco-friendly fabrics such as PET foam core, grass paper and recycled materials



Organic boat wash and biodegradable garbage bags delivered with every new Greenline



Dedicated recycling garbage boxes



Merchandise strictly from recycled or sustainable materials



Fully recycled carpentry leftovers reused as heating pallets



Inhouse 3D printing for small parts to reduce transport

The world's first green country

GREENLINE YACHTS ARE BUILT IN SLOVENIA, A COUNTRY PRAISED FOR ITS INTACT NATURE AND SUSTAINABLE MINDSET OF ITS INHABITANTS



Made in Slovenia, EU member since 2004



Rich heritage of nautical expertise.



World's first certified green destination

From the project to the launch

THE CONCEPT. THE TECHNOLOGIES. THE HANDCRAFTED TOUCH.



It starts with a sketch

Ideas are born in minds, but it is on paper or more often, on a computer, where they have to prove their plausibility to then truly come to life. Our team of engineers and designers meticulously study every detail in order to ensure the best possible outcome: a safe, comfortable and elegant boat.



Infusion Technology

Greenline Yachts have adopted vacuum infusion technology since its inception. Compared to traditional hand lay-up, there are several benefits such as optimal amount of resin used in the process resulting in optimal weight and stiffness, higher quality of materials used (osmosis proof vinyl ester resin) as well as being environmentally friendlier.



Tooling and prototyping

The highly sophisticated tooling forms the basis for a very efficient and streamlined production process - arguably one of the most advanced worldwide.



Handcrafted

Tradition and experience means a great deal in boat building. Greenline Yachts are built by some of the most skilled and experienced craftsmen, based on centuries of local boatbuilding tradition and over half a century of composite boatbuilding experience.



High level customization

At the Greenline shipyard, the doors are always open for our customers. Before and during the purchase process, they come to select the materials, test the electronics and personally follow the building process of their boat.



Custom made

From hull colour to furniture wood and upholstery, the future Greenline boat owners can customize their vessels according to their personal preferences. While wide array of materials is already on display in our showroom in Begunje, the fulfilment of special requirements can also be arranged.



Did you know that all Greenline boats are tested on water before the delivery?


Tests are carried out on Greenline's own pontoon in Marina Portorož in Slovenia, where the final preparations and hand-overs are organized too.

Extreme Comfort & Maximum Convenience

FOR YOUR CONTINUED WELL-BEING ON BOARD

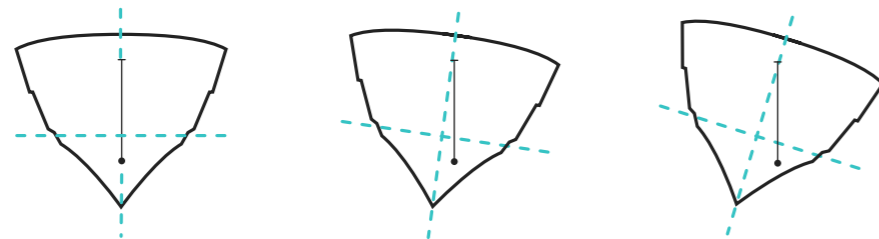
Maintaining the highest levels of comfort and convenience both on and below deck is of utmost importance across the Greenline range. The boats are stylish but our designs are always created with safety and practicality as priorities. On board storage is excellent and ease of movement around the boat is a key consideration for our design team. With the majority of heavy components mounted in the deepest part of the hull, Greenline naturally has a low centre of gravity, making them less susceptible to rolling and more stable out at sea, whether stationary or on passage.

Low center of gravity: stability, safety & comfort



We pride ourselves in having one of the most comfortable and safest ranges of boats available on the market. The Greenline concept puts comfort and convenience at the top of our priority list.

On the majority of Greenline models there is not a single step between the bathing platform and the helmsman's position. This is truly unique on a high-volume yacht and ensures a very low center of gravity, which means stability, safety and more comfort at sea.



Optimal position of the center of gravity is of the utmost importance for a vessel's stability.

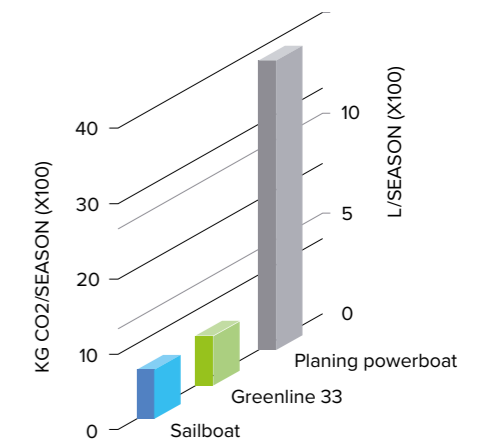
Less energy required to move through the water

THE HYBRID HULL has evolved from the Greenline signature hull design called Superdisplacement, which incorporates some of the properties of a modern sailing boat hull in that it moves through the water with the least amount of drag and exceeds the theoretical speed of the hull, which is determined by the length of the waterline.

The Hybrid hull is a natural evolution of the Superdisplacement as it enables cruising at higher speeds while still maintaining optimal consumption and stability at lower cruising speeds.

The Hybrid hull allows **FOR SMOOTH AND STABLE CRUISING AT 10, 12, 16, 20, 25 KNOTS**. This way the owner can choose from the range of engines offered - the power of the engines determines the cruising speed without compromising on the safety, stability or consumption levels of your Greenline.

HYBRID HULL DESIGN



The fuel consumption per nautical mile is much lower than that of a comparable displacement hull and as little as one quarter of a semi-displacement, twin engine planing boat.

This revolutionary hull efficiently covers the speed range from zero to over double displacement speed - up to 18 knots in case of a 10 meter waterline and up to 25 knots in case of a 12 meter waterline.

With twin stabilizers on the Greenline 33 and 40, it has unrivalled anti-roll and tracking stability. It offers a comfortable and safe ride in all weather conditions, whether faced by a head-on, side or following sea.

BENEFITS

- Extremely comfortable and safe ride
- Low fuel consumption and carbon footprint
- Outstanding seaworthiness and stability
- Low running costs

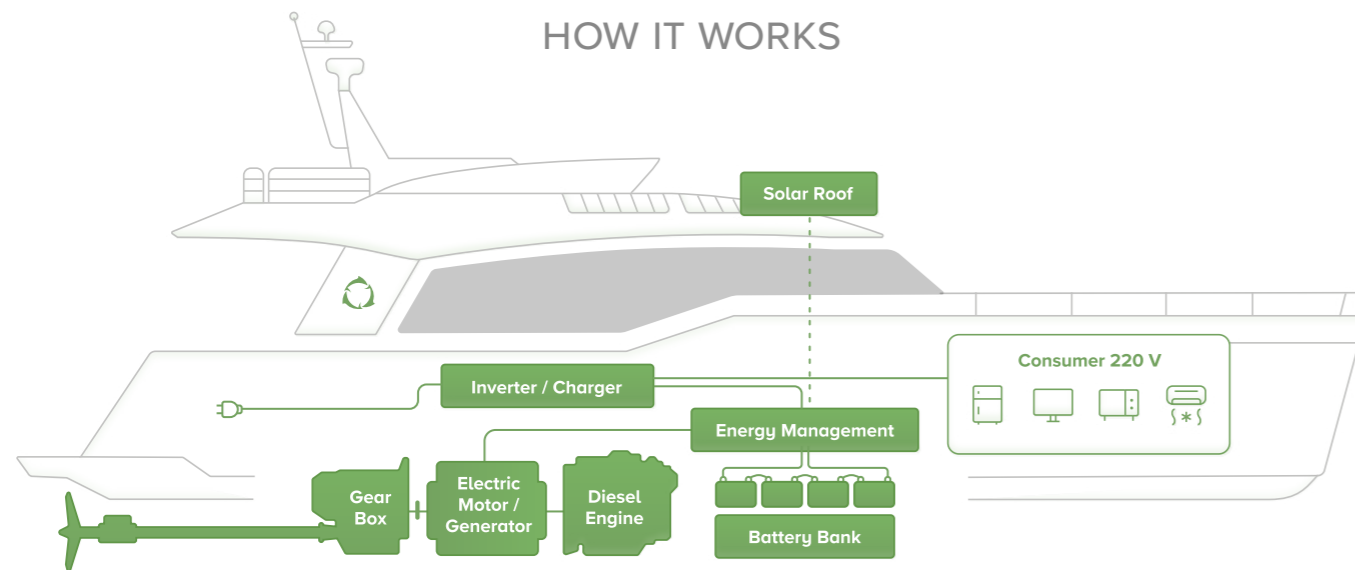
Your choice for responsible boating

H-Drive system



The hybrid system was launched in 2009 with Greenline 33 as the first production boat available with the Hybrid drive. With constant technological development, we now have the 3rd generation of the H-Drive available. Apart from the convenience of having 230V AC available at all times, the advantage of the H-Drive is also silent and emission-less navigation, which the boating community now calls “gentleman’s boating”. Why? Because only the Greenline Hybrid allows you to sail without disturbing your neighbours at the anchorage or in the marina. The Hybrid drive allows for cruising for up to 20 nautical miles at approx. 4-5 knots on a full charge, which is more than enough for a typical leisure day on the water.

HOW IT WORKS



The protected H-Drive connects the 4 modes of operation with full integration and simplicity. A control system simplifies the interface to the user via a single (Diesel/Electric) switch.

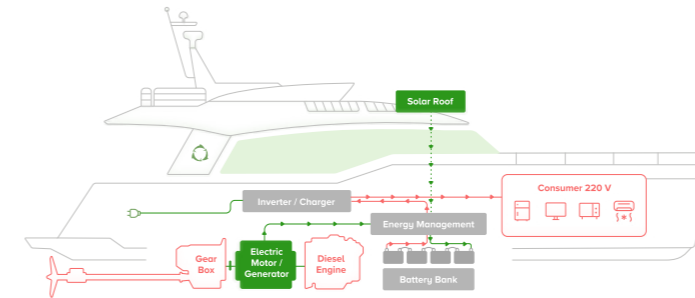
BENEFITS

- Low maintenance
- Ease of use
- Use of electric energy for propulsion: the running cost of electric boating is 10 times lower than burning diesel fuel
 - Smoke, noise and vibration eliminated
- 230/120V AC power system at any time, either at the dock or at sea

CHARGING AND DRIVING MODES (GREENLINE 48 FLY EXAMPLE)

DIESEL MODE

The diesel engine propels the boat and drives the generator, which recharges the battery pack. A full charge takes only 2-2.5 hours on diesel mode.



up to 23 Knots

Top speed 23 Knots in diesel mode*



Twin 370 Hp

2 x 370 Hp Yanmar diesel engines

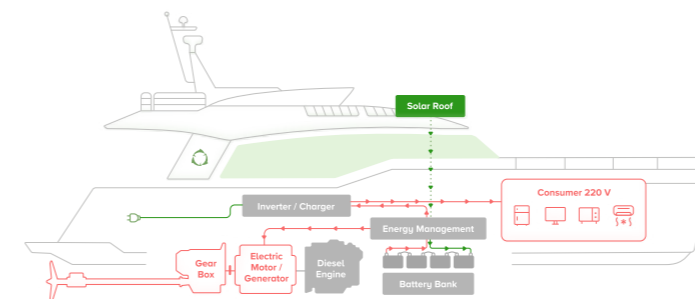


Twin 25 kW

2 x 25 kW generator

HYBRID MODE

In the electric drive mode the boat propulsion is provided by the electric motor using the power from the Lithium battery. This zero-emission mode is used to sail in and out of a marina or anchorage with no noise, no smoke and an insignificant wake..



Twin 25 kW

2 x 25 kW Electric Motor



Range 25 NM

Range at 5 knots in electric mode*

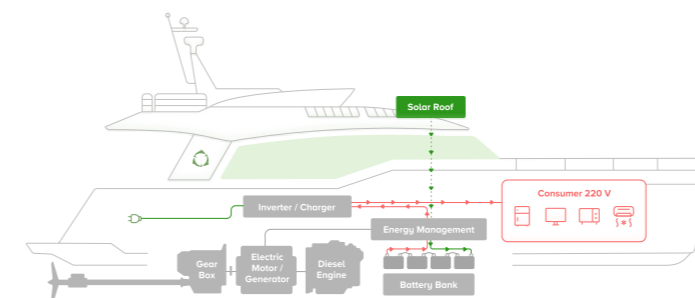


8 Knots

Top speed 8 knots in electric mode*

AT ANCHOR

The solar roof array charges the batteries, which provide AC power supply for the appliances via an inverter. If the level of battery charge drops below a set value, the diesel engine should be switched on in order to drive the generator and charge the battery pack via generator(s). The propeller is disengaged (the gearbox is in neutral).



Up to 1.98 kW

660 W Standard, additional 1.32 kW on hard-top



Up to 80 kW/h

Up to 6 x 13.3 LiPo batteries

● charging ● consuming ● passive state

* Maximum speeds will vary depending on cleanliness of hull, condition of stern gear, craft load, water and air temperatures, sea conditions and other factors. Speed and range estimates are therefore given in good faith but without any warranty or liability on the part of SVP Yachts. For more information and detailed standard specifications please contact your local dealer.

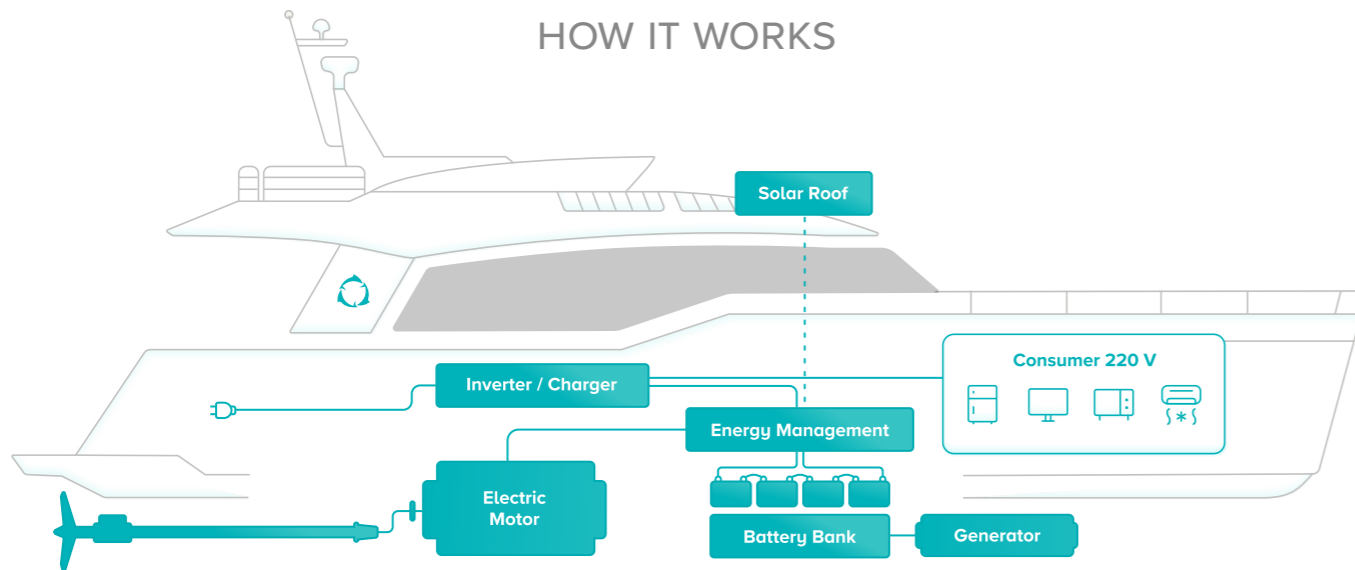
No need for wind to cruise in silence

E-Drive System



Electric drive is the next logical step in the evolution and development of the Greenline Yachts range of environmentally friendly yachts. Solar panels charge the service batteries to run all appliances with constant 230/120V AC power while the main engine battery is charged by shore power with charging time as short as 4 hours for a full charge.

HOW IT WORKS



The E-drive mode makes your cruising silent and enjoyable while being responsible towards the environment and friendly to your pocket.

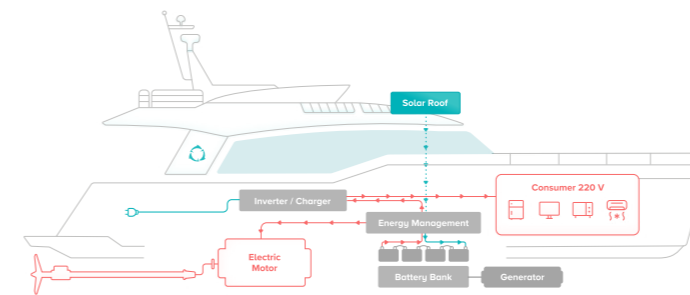
BENEFITS

- Silent navigation
- Longer range
- Environmentally friendly boating

CHARGING AND DRIVING MODES (GREENLINE 48 FLY EXAMPLE)

DEFAULT ELECTRIC MODE

In the electric drive mode the boat propulsion is provided by the electric motor using the power from the Lithium battery.



11 Knots

Top speed 11 knots in electric mode*



Up to 30 NM

Range at 7 knots in electric mode*

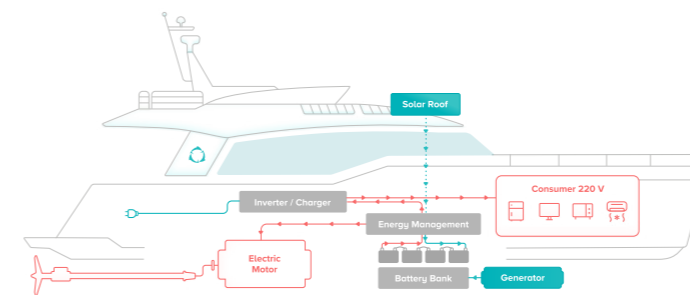


Twin 100 kW

2 x 100 kW Electric Motor

RANGE EXTENDER OPTION

To cover longer distances of 100 nm and more, an optional range extender can be installed. This diesel generator can charge the battery while driving in electric mode.



20 kW

Diesel generator / range extender

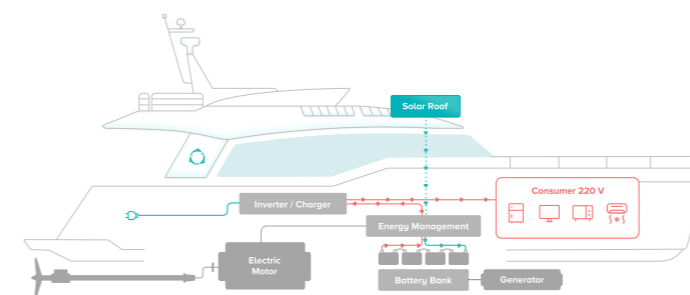


> 100 NM

Range at 5 knots in electric mode*

AT ANCHOR

The solar roof array charges the batteries, which provide AC power supply for the appliances via an inverter.



Up to 1.98 kW

660 W Standard, additional 1.32 kW on hard-top



160 kW/h

4 x 40 kW/h lithium high performance batteries

● charging ● consuming ● passive state

* Maximum speeds will vary depending on cleanliness of hull, condition of stern gear, craft load, water and air temperatures, sea conditions and other factors. Speed and range estimates are therefore given in good faith but without any warranty or liability on the part of SVP Yachts. For more information and detailed standard specifications please contact your local dealer.

Solar and Batteries

Every Greenline has solar panels and AC power onboard at all times as standard with the upgrade of additional solar panels on the T-top available on the new Greenline 45 Fly and the Greenline 48 Fly. A Coupe version of the 45 Coupe is following the same philosophy as the rest of Greenline range with providing 2.97 kW (45 Coupe) of solar power to its consumers.



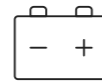
Solar roof

Regardless of whether you choose the H-Drive system or a standard diesel drive, your Greenline can collect and store power from the sun, utilizing highly efficient solar panels on the hardtop thereby producing plenty of electricity to power all systems including home appliances with 230V or 120V AC power to make your living onboard as pleasant and convenient as possible.

The Photo-Voltaic (PV) panels on the hardtop keep the batteries fully charged and provide additional energy for the boat's H-Drive or E-Drive system.

6 PV panels with forced air cooling deliver up to 1.98 kW per hour of electric power in daylight conditions.

As a result, they are capable of supplying constant power to on-board 230V or 120V consumers such as refrigerator, air conditioning and entertainment systems, thus removing the need for a generator or shore power.



Lithium batteries

Lithium batteries have been around for a while, powering your smartphones, laptop computers and other gadgets that represent a large part of our lives today. With the wider adoption of electric vehicles in recent years technology has progressed, and we are proud of the fact that starting in 2009 Greenline Yachts has been pioneering the use of Lithium Polymer batteries for heavier consumers such as electric propulsion for vessel navigating.

Greenline Yachts utilize for the H-Drive system the best lithium (Li-Po) battery technology available: up to 26 kWh on Greenline 33 & 39, up to 50 kWh on Greenline 40, up to 80kWh on Greenline 45 & 48 and up to 160 kWh on Greenline 58 & OceanClass 68.

For the standard onboard service, we equip our boats with LiFePO4-technology based batteries.

Very powerful, lightweight (7 times lighter, 1/3 of normal battery size) and maintenance-free, these batteries are the ultimate for your hybrid boat with a life expectancy of over 10 years.



BENEFITS

- Green energy production
- Cost and emission-free sailing
- No maintenance



BENEFITS

- No maintenance
- Ease of use
- More time spent out on the water, whether cruising or at anchor
- Estimated 10 years life expectancy
- Lightweight and compact



A weekend at anchor on a Greenline without running out of energy

230V AC POWER ONBOARD ALL THE TIME

Greenline Yachts offer a unique set of benefits that no other boat on the market can offer today. You will never find yourself opening a warm bottle of wine or having to serve your friends cocktails without ice. Greenline Yachts offer 230V AC power onboard at all times even without being plugged in at the marina or running a generator. 230V AC is available as standard, even without the H-Drive option!



AC CONSUMERS OPERATING WITHOUT A GENERATOR

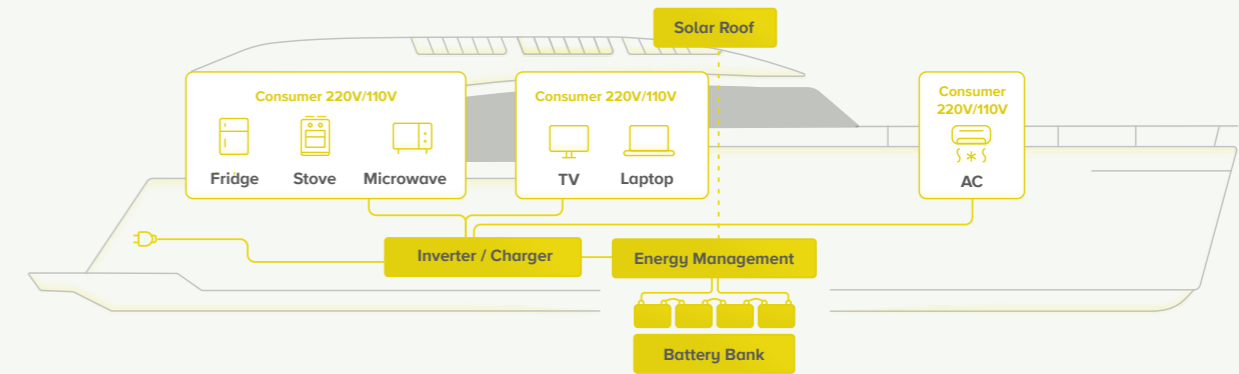


CONSUMPTION CONTROL SYSTEM

Complete control and monitoring of consumed energy and charging of the batteries from various sources such as alternators, solar panels or generators is available on your smartphone or tablet using mobile application via WiFi connectivity.

SOLAR BENEFITS FOR HYBRID (GREENLINE 48 COUPE EXAMPLE)

Our aim is to provide comfort on board like no other. With a bank of solar panels you can use all of the boat's appliances, whether cruising or at rest, without having to fire up a generator or connect to shore power. This means there is no noise, no vibrations, no emissions and no disturbing your neighbours when the boat is on anchor. By utilising high performance LiFePO4 batteries, even high load appliances like air-conditioning can be run in silence.



Up to 80 kWh
Hi-performance LiPo Batteries up to 6 x 13.3 kWh

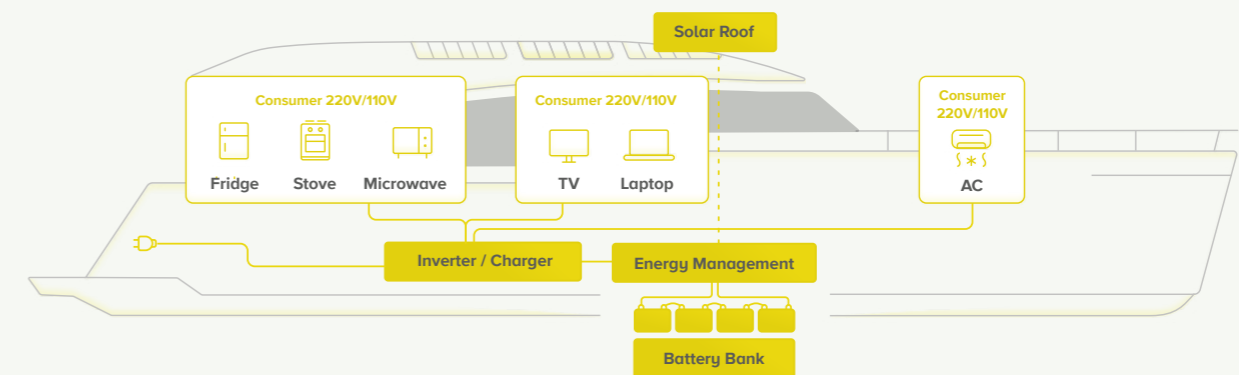
26 kWh/day
Approx. consumption for 4 people in 24h incl. air conditioning use*

13,3 kW/h per day
2.640 W standard solar panels*

4 days on anchor
Depending on your energy management and the sunshine, this period can be longer or shorter

SOLAR BENEFITS FOR NON-HYBRID (GREENLINE 48 COUPE EXAMPLE)

Even without the hybrid drive system, there are huge benefits from Greenline's standard fit solar panels. The panels are constantly creating sustainable energy and feeding the domestic battery bank so onboard lighting and refrigeration, for example, can be run silently without having to rely on a diesel generator. This harnessing of solar power brings both peace of mind and a responsible way to create energy on board.



Up to 10.25 kWh
Standard LiFePo4 batteries 4.1 kWh

6.5 kWh/day
Approx. consumption for 4 people in 24h excl. air conditioning use*

13.3 kW/h per day
2.640 W standard solar panels*

365 days on anchor
Depending on your energy management and the sunshine, this period can be longer or shorter.

* Approximate consumption values can slightly vary depending on the frequency of the appliance utilizations. Approximate consumption values are therefore given in good faith but without any warranty or liability on the part of SVP Yachts. For more information and detailed standard specifications please contact your local dealer.

IT'S TIME TO CHOOSE
THE ONE TO CRUISE WITH
TO YOUR NEXT DESTINATION



Greenline 39
Page 22



Greenline 40
Page 30



Greenline 45 Coupe
Page 38



Greenline 45 Fly
Page 46



Greenline 48 Coupe
Page 54



Greenline 48 Fly
Page 60



Greenline 58 Coupe



Greenline 58 Fly
Page 68

Greenline 39

Discover a new sense of freedom



Aft camera available

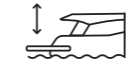


Stepping on board of the Greenline 39 you cannot help but be amazed by the feeling of space. The key elements of Greenline design are all there - the 360° panoramic view in the salon, the aft galley, electric fold-down transom and the spacious layout which all come together to create one of the most sociable and relaxing boats on the market today.

Step on board the Greenline 39 and discover a new sense of freedom.



360° panoramic view from the salon



Opening bathing platform



Open galley





Adaptive owner's cabin



Bathroom with a separate shower accessible from owner's cabin and salon



Superb guest cabin



Comfortable sunbathing area

Greenline 39 is all about sophistication in design, technology, production and environment. Thanks to dedicated engineers and designers, as well as experienced craftsmen skilled at latest technologies in boat building Greenline 39 has become one of the most popular boats in a short time.

Greenline 39 design profited from feedback of hundreds of users from all over the world. We improved every single point, from boarding the boat to hydrodynamics, from seaworthiness with low consumption to more speed and stability.



Greenline 39



MAIN DECK



LOWER DECK



SIDE VIEW



Features

- Solar panels as standard
- Yanmar Engine
- Silent eco-navigation
- Opening bathing platform
- City water connection
- 230/120V AC power at all times
- Adaptive owner's cabin
- Twin-access, high-volume bathroom
- Open galley
- Sheltered cockpit and sidedecks
- Natural light and 360° panoramic view in the salon
- Cockpit side exit
- Cockpit storage
- Single level living space

Technical specifications

Standard dimensions

Length overall	11,99 m	39'5"
Beam overall	3,75 m	12'4"
Bridge clearance (minimum)	3,16 m	10'4"
Draft empty	0,90 m	2'11"
Displacement empty	7000 kg appr.	15.432 lbs
Cabins	2 + salon	
Max. berths	4 + 2 opt.	
Toilets/washrooms	1	
Diesel tank	700 l	184,2 gal
Water tank	400 l	105,67 gal
CE category	B	
Design	J&J Design	

Solar / Power management

	STANDARD PACKAGE	OPTION
Standard solar panels	1,32 kW	
Standard LiFePO4 batteries	4,1 kW/h	8,2 kW/h
Standard inverter	3 kW	5 kW



See how it works on greenlinehybrid.com

* Displacements are calculated with 50% fuel and water plus liferaft but with no optional equipment or other gear fitted.
 ** Depending on selected equipment and propulsion.
 *** Maximum speeds will vary depending on cleanliness of hull, condition of stern gear, craft load, water and air temperatures, sea conditions and other factors. Speed estimates are therefore given in good faith but without any warranty or liability on the part of SVP Yachts. For more information and detailed standard specifications please contact your local dealer.

Electric Drive



Electric motor	50 kW
Battery capacity	up to 80kW/h
Max speed	11 kts
Cruising speed	7 kts
Range	30 Nm
Range extender / generator	4 kW
Range with range extender at 5kts	up to 75 Nm

Hybrid Drive



Electric motor	25 kW
Battery capacity	up to 26,6 kW/h
Max speed electric mode	7,5 kts
Range in electric mode (5kts)	up to 20 Nm
Diesel engine	250 hp
Max speed diesel mode	18 kts
Generator in diesel mode	20 kW

Diesel Drive



250 hp Shaft drive	18 kts
370 hp Shaft drive	25 kts
Max range at 7 kts	700 Nm

Greenline 40

Leave your worries at work, it is family time now



Traditional side anchor or optional bow anchor with bowsprit

Greenline 40 redefines boating. The level of well-being at anchor or at sea has been brought to a new dimension. The comforts of moving around with ease, excellent visibility, ambient light and optimal ventilation in all areas are well above expectations.

The Greenline 40 will take care of you during the extended cruising trips you have always wanted to take.



Standard solar panels 1.980 W





Newly-designed dashboard with digital gauges



360° panoramic view in the salon



Open galley





Adaptive owner's cabin




The Greenline concept puts comfort and convenience at the top of our priority list making it easy to move around as there is not a single step to overcome from the bathing platform to the helmsman's position.



Superb guest cabin



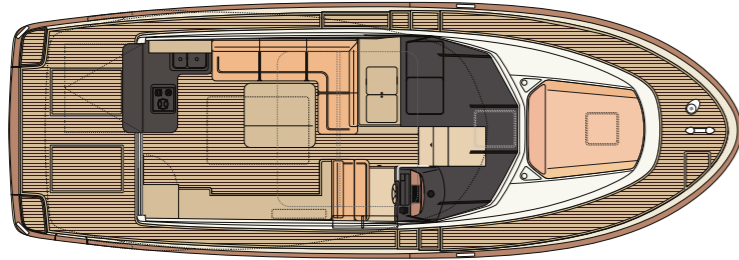
Bathroom with a separate shower accessible from owner's cabin and salon



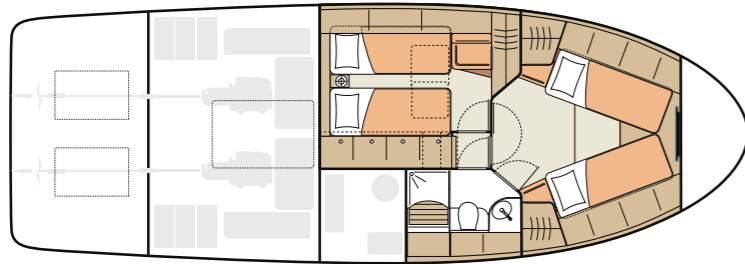
Greenline 40



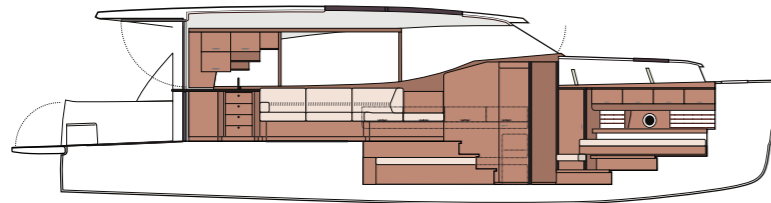
MAIN DECK



LOWER DECK



SIDE VIEW



Features

- Solar panels as standard
- Yanmar Engine
- Silent eco-navigation
- Opening bathing platform
- City water connection
- 230/120V AC power at all times
- Adaptive owner's cabin
- Twin-access, high-volume bathroom
- Open galley
- Sheltered cockpit and sidedecks
- Natural light and 360° panoramic view in the salon
- Cockpit side exit
- Cockpit storage
- Single level living space

Technical specifications

Standard dimensions

Length overall	11,99 m	39'5"
Beam overall	4,25 m	13'11"
Bridge clearance (minimum)	2,85 m	9'4"
Draft empty	0,85 m	2'9"
Displacement empty	8000 kg appr.	17.640 lbs
Cabins	2 + salon	
Max. berths	4 + 2	
Toilets/washrooms	1	
Diesel tank	700 l	184,2 gal
Water tank	400 l	105,67 gal
CE category	B	
Design	J&J Design	

Solar / Power management

	STANDARD PACKAGE	OPTION
Standard solar panels	1,98 kW	
Standard LiFePO4 batteries	4,1 kW/h	8,2 kW/h
Standard inverter	3 kW	5 kW

Electric Drive



Electric motor	2 x 50 kW
Battery capacity	up to 80 kW/h
Max speed	10 kts
Cruising speed	7 kts
Range	30 Nm
Range extender / generator	4 kW
Range with range extender at 5kts	up to 75 Nm

Hybrid Drive



Electric motor	2 x 25 kW
Battery capacity	up to 53,2 kW/h
Max speed electric mode	7,5 kts
Range in electric mode (5kts)	up to 20 Nm
Diesel engine	2 x 250 hp
Max speed diesel mode	22 kts
Generator in diesel mode	2 x 20 kW

Diesel Drive



2 x 250 hp Shaft drive	22 kts
Max range at 7 kts	700 Nm



See how it works on greenlinehybrid.com

* Displacements are calculated with 50% fuel and water plus liferaft but with no optional equipment or other gear fitted.


** Depending on selected equipment and propulsion.


*** Maximum speeds will vary depending on cleanliness of hull, condition of stern gear, craft load, water and air temperatures, sea conditions and other factors. Speed estimates are therefore given in good faith but without any warranty or liability on the part of SVP Yachts. For more information and detailed standard specifications please contact your local dealer.

Greenline 45 Coupe

The solar power plant



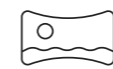
 Extra large instrument pod on lower helms

Solar panels as standard 

Greenline 45 Coupe offers a fresh perspective to yachting with a perfectly balanced interior layout featuring a full-beam midship owner cabin with the VIP guest cabin in the bow, both equally comfortable offering private bathrooms with separate showers.

With up to almost 3 kW of solar panels the 45 Coupe offers the maximum comfort and independence.





360° panoramic view in the salon



Lifting bathing platform

The 45 Coupe is a new addition to the Greenline Fleet. This boat takes the sustainability of the 45 Fly to the next level all while borrowing the comfort and luxury from its sister yacht. It can hold up to 9 solar panels on its roof which brings more independence at sea- perfect for those who never want to leave their happy place.





Full beam master cabin mid ship



Comfortable sunbathing area




Superb guest cabin

Greenline 45 Coupe



SOLAR ROOF



MAIN DECK



LOWER DECK A



LOWER DECK B



LOWER DECK C



Features

- Solar panels as standard
- Volvo Penta or Yanmar Engines
- Silent eco-navigation
- Lifting bathing platform
- City water connection
- 230/120V AC power at all times
- Full Beam Master cabin
- Twin-access, high-volume bathroom
- Open galley
- Sheltered cockpit and side decks
- Natural light and 360° panoramic view in the salon
- Cockpit side exit
- Cockpit storage

Technical specifications

Standard dimensions

Length overall	15,57 m	51'1"
Beam overall	4,57 m	14'11"
Bridge clearance (minimum)	3,73 m	12'3"
Draft empty	1,10 m	3'7"
Displacement empty	13.000 kg appr.	28.660 lbs
Cabins	2 or 3	
Max. berths	4 or 6 + 2	
Toilets/washrooms	2	
Diesel tank	1.450 l	380 gal
Water tank	600 l	159 gal
CE category	B	
Design exterior	J&J Design	
Design interior	Marco Casali Design	

Solar / Power management

	STANDARD PACKAGE	OPTION
Standard solar panels	2,97 kW	
Standard LiFePO4 batteries	4,1 kW/h	10,56 kW/h
Standard inverter	5 kW	



See how it works on greenlinehybrid.com

* Displacements are calculated with 50% fuel and water plus liferaft but with no optional equipment or other gear fitted.
 ** Depending on selected equipment and propulsion.
 *** Maximum speeds will vary depending on cleanliness of hull, condition of stern gear, craft load, water and air temperatures, sea conditions and other factors. Speed estimates are therefore given in good faith but without any warranty or liability on the part of SVP Yachts. For more information and detailed standard specifications please contact your local dealer.

Electric Drive



Electric motor	2 x 100 kW
Battery capacity	160 kW/h
Max speed	11 kts
Cruising speed	7 kts
Range	30 Nm
Range extender / generator	20/40 kW
Range with range extender at 5kts	> 100 Nm

Hybrid Drive



Electric motor	2 x 25 kW	2 x 25 kW
Battery capacity	up to 80 kW/h	up to 80 kW/h
Max speed electric mode	7,5 kts	7,5 kts
Range in electric mode (5kts)	up to 25 Nm	up to 25 Nm
Diesel engine	2 x 250 hp	2 x 370 hp
Max speed diesel mode	18 kts	23 kts
Generator in diesel mode	2 x 20 kW	2 x 20 kW

Diesel Drive



2 x 250 hp Shaft drive	18 kts
2 x 320 hp Shaft drive	20 kts
2 x 370 hp Shaft drive	25 kts
2 x 440 hp Shaft drive	28 kts
2 x 370 hp IPS 500	30 kts
2 x 435 hp IPS 600	34 kts
Max range at 7 kts	> 1.000 Nm

Greenline 45 Fly


The perfect balance



Greenline 45 Fly offers a fresh perspective to yachting with a perfectly balanced interior layout featuring a full-beam midship owner cabin with the VIP guest cabin in the bow, both equally comfortable offering private bathrooms with separate showers.

With both cabins featuring walk-in wardrobes, the 45 Fly is really the most comfortable yacht in her class.



 Comfortable sunbathing area





Superb guest cabin



360° panoramic view in the salon




Greenline 45 Fly is unique in its sector, both in terms of its impressive variety of propulsion options and the choice between two extremely luxurious ensuite cabins with walk-in wardrobes or a three-cabin layout with two spacious bathrooms.

Greenline 45 Fly



FLYBRIDGE



MAIN DECK



LOWER DECK A



LOWER DECK B



LOWER DECK C



Features

- Solar panels as standard
- Volvo Penta or Yanmar Engine
- Silent eco-navigation
- Lifting bathing platform
- City water connection
- 230/120V AC power at all times
- Full Beam Master cabin
- Twin-access, high-volume bathroom
- Open galley
- Sheltered cockpit and sidedecks
- Natural light and 360° panoramic view in the salon
- Cockpit side exit
- Cockpit storage

Technical specifications

Standard dimensions

Length overall	15,57 m	51'1"
Beam overall	4,57 m	14'11"
Bridge clearance (minimum)	4,16 m	17'2"
Draft empty	1,10 m	3'7"
Displacement empty	13.500 kg appr.	29.700 lbs
Cabins	2 or 3	
Max. berths	4 or 6 + 2	
Toilets/washrooms	2	
Diesel tank	1.500 l	396 gal
Water tank	600 l	159 gal
CE category	B	
Design exterior	J&J Design	
Design interior	Marco Casali Design	

Solar / Power management

	STANDARD PACKAGE	incl. OPTION
Standard solar panels	0,66 kW	1,98 kW
Standard LiFePO4 batteries	4,1 kW/h	10,25 kW/h
Standard inverter	5 kW	



See how it works on greenlinehybrid.com

* Displacements are calculated with 50% fuel and water plus liferaft but with no optional equipment or other gear fitted.
 ** Depending on selected equipment and propulsion.
 *** Maximum speeds will vary depending on cleanliness of hull, condition of stern gear, craft load, water and air temperatures, sea conditions and other factors. Speed estimates are therefore given in good faith but without any warranty or liability on the part of SVP Yachts. For more information and detailed standard specifications please contact your local dealer.

Electric Drive



Electric motor	2 x 100 kW
Battery capacity	160 kW/h
Max speed	11 kts
Cruising speed	7 kts
Range	30 Nm
Range extender / generator	20/45 kW
Range with range extender at 5kts	> 100 Nm

Hybrid Drive



Electric motor	2 x 25 kW	2 x 25 kW
Battery capacity	up to 80 kW/h	up to 80 kW/h
Max speed electric mode	7,5 kts	7,5 kts
Range in electric mode (5kts)	up to 25 Nm	up to 25 Nm
Diesel engine	2 x 250 hp	2 x 370 hp
Max speed diesel mode	18 kts	23 kts
Generator in diesel mode	2 x 20 kW	2 x 20 kW

Diesel Drive



2 x 250 hp Shaft drive	18 kts
2 x 320 hp Shaft drive	20 kts
2 x 370 hp Shaft drive	25 kts
2 x 440 hp Shaft drive	28 kts
2 x 370 hp IPS 500	30 kts
2 x 435 hp IPS 600	34 kts
Max range at 7 kts	> 1.000 Nm


Greenline 48 Coupe


Discover what being independent truly means




In yachting this means not being dependent on marinas, water supplies and mostly electricity. The ability to stay at anchor as long as you like.

The 48 Coupe is equipped with staggering 2,64 kW solar panels on the roof as standard, which is equal to a small generator output. Having continuous power onboard to run all the appliances in silence, without using any fossil fuels, not only is much friendlier to the environment, but also significantly increases the quality of living onboard.

Open galley 

Solar panels as standard 






360° panoramic view
in the salon



Lower deck offers a 3 ensuite cabin layout with the master cabin in the bow and two cabins with twin berths aft. Not including the captain's quarters, accessible from the cockpit, of course.



Adaptive owner's cabin



Greenline 48 Coupe



MAIN DECK



LOWER DECK A



LOWER DECK B



*Optional skipper cabin for both version of lower deck (A and B)

Features

- Solar panels as standard
- Volvo Penta or Yanmar Engine
- Silent eco-navigation
- Lifting bathing platform
- City water connection
- 230/120V AC power at all times
- Adaptive owner's cabin
- Twin-access, high-volume bathroom
- Open galley
- Sheltered cockpit and sidedecks
- Natural light and 360° panoramic view in the salon
- Cockpit side exit
- Cockpit storage
- Single level living space

Technical specifications

Standard dimensions

Length overall	15,44 m	50'8"
Beam overall	4,80 m	15'8"
Bridge clearance (minimum)	3,50 m	11'6"
Draft empty	0,98 m	3'1"
Displacement empty	13.300 kg appr.	29.320 lbs
Cabins	3 (opt. 4 skip)	
Max. berths	6 + 2 salon +1	
Toilets/washrooms	3 (opt. 4 skip)	
Diesel tank	1.500 l	396 gal
Water tank	600 l	159 gal
CE category	B	
Design	J&J Design	

Solar / Power management

	STANDARD PACKAGE	incl. OPTION
Standard solar panels	2.97 kW	
Standard LiFePO4 batteries	4,1 kW/h	10.25 kW/h
Standard inverter	5 kW	



See how it works on greenlinehybrid.com

* Displacements are calculated with 50% fuel and water plus liferaft but with no optional equipment or other gear fitted.
 ** Depending on selected equipment and propulsion.
 *** Maximum speeds will vary depending on cleanliness of hull, condition of stern gear, craft load, water and air temperatures, sea conditions and other factors. Speed estimates are therefore given in good faith but without any warranty or liability on the part of SVP Yachts. For more information and detailed standard specifications please contact your local dealer.

Electric Drive



Electric motor	2 x 100 kW
Battery capacity	160 kW/h
Max speed	11 kts
Cruising speed	7 kts
Range	30 Nm
Range extender / generator	20/40 kW
Range with range extender at 5kts	> 100 Nm

Hybrid Drive



Electric motor	2 x 14 kW	2 x 25 kW
Battery capacity	2 x 25 kW/h	up to 80 kW/h
Max speed electric mode	7,5 kts	7,5 kts
Range in electric mode (5kts)	up to 25 Nm	up to 25 Nm
Diesel engine	2 x 220 hp	2 x 370 hp
Max speed diesel mode	18 kts	23 kts
Generator in diesel mode	2 x 20 kW	2 x 20 kW

Diesel Drive



2 x 250 hp Shaft drive	18 kts
2 x 320 hp Shaft drive	20 kts
2 x 370 hp Shaft drive	23 kts
2 x 440 hp Shaft drive	29 kts
Max range at 7 kts	> 1.000 Nm

Greenline 48 Fly

Discover a new level of comfort



Traditional side anchor or optional bow anchor

The flagship of the Greenline family, the Greenline 48 offers a host of innovative features to set her apart from the competition.

Designed for long-range cruising, with a new interior design, 3rd Generation Hybrid system, luxurious flybridge, hydraulic platform, utility compartment and much more, the Greenline 48 is designed to go the distance.




Hydraulic bathing platform





Comfortable sunbathing area






 360° panoramic view in the salon

Open galley 

 Flybridge with U-shaped settee and sun lounge



 Wetbar with barbecue, icemaker and fridge





Wider and larger owner's cabin



Two luxurious en-suite guest cabins



Separate owner's toilet and shower




Independence in terms of not having to search for marinas to plug in and rather stay at anchor as long as you like. The 48 Fly is equipped with 1.8 kW of solar panels on the roof and the optional Hard-Top, which is almost like a small generator running all the time. Having continuous and almost unlimited amount of power onboard to run all the onboard appliances in silence, without using any fossil fuels, is not only much friendlier to the environment, but also significantly increases the quality of living onboard.

Greenline 48 Fly



FLYBRIDGE



MAIN DECK



LOWER DECK A*



LOWER DECK B*



*Optional skipper cabin for both version of lower deck (A and B)

Features

- Solar panels as standard
- Volvo Penta or Yanmar Engine
- Silent eco-navigation
- Opening bathing platform
- City water connection
- 230/120V AC power at all times
- Adaptive owner's cabin
- Twin-access, high-volume bathroom
- Open galley
- Sheltered cockpit and sidedecks
- Natural light and 360° panoramic view in the salon
- Cockpit side exit
- Cockpit storage
- Single level living space

Technical specifications

Standard dimensions

Length overall	15,44 m	50'8"
Beam overall	4,80 m	15'8"
Bridge clearance (minimum)	4,10 m	13'5"
Draft empty	0,98 m	3'01"
Displacement empty	13.500 kg appr.	29.700 lbs
Cabins	2 or 3	
Max. berths	4 or 6 + 2	
Toilets/washrooms	2	
Diesel tank	1.500 l	396 gal
Water tank	600 l	159 gal
CE category	B	
Design	J&J Design	

Solar / Power management

	STANDARD PACKAGE	incl. OPTION
Standard solar panels	0,66 kW	1,98 kW
Standard LiFePO4 batteries	4,1 kW/h	10,25 kW/h
Standard inverter	5 kW	

Electric Drive



Electric motor	2 x 100 kW
Battery capacity	160 kW/h
Max speed	11 kts
Cruising speed	7 kts
Range	30 Nm
Range extender / generator	20/40 kW/h
Range with range extender at 5kts	> 100 Nm

Hybrid Drive



Electric motor	2 x 14 kW	2 x 25 kW
Battery capacity	2 x 25 kW/h	up to 80 kW/h
Max speed electric mode	7,5 kts	7,5 kts
Range in electric mode (5kts)	up to 25 Nm	up to 25 Nm
Diesel engine	2 x 220 hp	2 x 370 hp
Max speed diesel mode	18 kts	23 kts
Generator in diesel mode	2 x 20 kW	2 x 20 kW

Diesel Drive



2 x 250 hp Shaft drive	18 kts
2 x 320 hp Shaft drive	20 kts
2 x 370 hp Shaft drive	23 kts
2 x 440 hp Shaft drive	29 kts
Max range at 7 kts	> 1.000 Nm



See how it works on greenlinehybrid.com

* Displacements are calculated with 50% fuel and water plus liferaft but with no optional equipment or other gear fitted.

** Depending on selected equipment and propulsion.

*** Maximum speeds will vary depending on cleanliness of hull, condition of stern gear, craft load, water and air temperatures, sea conditions and other factors. Speed estimates are therefore given in good faith but without any warranty or liability on the part of SVP Yachts.


For more information and detailed standard specifications please contact your local dealer.

Greenline 58 Fly

A new model in the making



Comfortable sunbathing area | Flybridge with U-shaped settee and sun lounge | Easy accessible anchor



One-level living: The yacht is designed without a single step between the cockpit and the helmsman position.

In light of the success of the 45 Fly, Greenline Yachts is delighted to reveal the latest addition to its revolutionary range of flybridge cruisers, the 58 Fly. Launching in Autumn 2022, the all-new 58 Fly fits into the range to bridge the gap between the popular 48 Fly and flagship 68 OceanClass.

The model shows a fresh exterior look with clean lines and tight proportions retaining the focus on elements that make a Greenline such a pleasurable boat to live aboard. The single-level main deck with aft galley ensures the saloon and cockpit combine to create a large living and entertaining area and the cut-outs in the forward bulwarks align to deliver spectacular views over the water from the lower deck.



11 solar panels | 3.6kW of solar power | Boat's domestic services to run without a noisy diesel generator



Brand new hybrid system with powerful twin 25kW electric motors that can be adapted to any diesel engine



Waterside living area: aft-facing transom bench & extended hydraulic bathing platform





Work remotely in comfort with the genuine functionality of a home office.

*Vacation or workcation?
The choice is yours.*

A spacious and beautifully illuminated salon makes living aboard a full pleasure.



The master cabin stretches across the boat's full beam amidships and boasts 1.96 m of headroom throughout.

Choose a layout with 2 or 3 comfortable bathrooms.

Indulge in comfort - privately or in your favourite company



Flexible waterside living area:
A comfortable outside dining table for 6

Flexible waterside living area:
A spacious daybed

Flexible waterside living area:
An entertaining space for 8.



Greenline 58 Fly



FLYBRIDGE



MAIN DECK



LOWER DECK A*



LOWER DECK B*



LOWER DECK C*



Features

- Solar panels as standard
- Cummins or Volvo Penta engine
- Silent eco-navigation
- Lifting bathing platform
- City water connection
- 230/120V AC power at all times
- Full Beam Master cabin
- Comfortable sunbathing area
- Open galley
- Sheltered cockpit and sidedecks
- Natural light and 360° panoramic view in the salon
- Flexible waterside living area
- Single level living space

Technical specifications

Standard dimensions

Length overall	18,20 m	59'9"
Beam overall	5,12 m	16'9"
Bridge clearance (minimum)	6,12 m	20'09"
Draft empty	1 m	3'3"
Displacement empty	30.000 kg appr.	66.139 lbs
Cabins	2 or 3	
Max. berths	4 or 6 + 2	
Toilets/washrooms	2 or 3 + 1 optional skipper cabin)	
Diesel tank	2.300 l (3.500 l opt)	605 (925 gal opt)
Water tank	2.300 l	605 gal
CE category	B	
Design	Marco Casali Too Design	

Solar / Power management

	STANDARD PACKAGE	incl. OPTION
Standard solar panels	1.32 kW	3.63 kW
Standard LiFePO4 batteries (24V)	10.24 kW/h	20.48 kW/h
Standard inverter	5 kW	8 kW



See how it works on greenlinehybrid.com

* Displacements are calculated with 50% fuel and water plus liferaft but with no optional equipment or other gear fitted.
 ** Depending on selected equipment and propulsion.
 *** Maximum speeds will vary depending on cleanliness of hull, condition of stern gear, craft load, water and air temperatures, sea conditions and other factors. Speed estimates are therefore given in good faith but without any warranty or liability on the part of SVP Yachts.
 For more information and detailed standard specifications please contact your local dealer.

Electric Drive



Electric motor	2 x 100 kW
Battery capacity	up to 320 kW/h
Max speed	12 kts
Cruising speed	7 kts
Range	25 Nm
Range extender / generator	45/75 kW
Range with range extender at 5kts	> 1000 Nm

Hybrid Drive



Electric motor	2 x 25 kW
Battery capacity	up to 120 kW/h
Max speed electric mode	6,5 kts
Range in electric mode (5kts)	up to 25 Nm
Diesel engine	2 x 715 hp
Max speed diesel mode	24 kts
Generator in diesel mode	2 x 20 kW

Diesel Drive



2 x twin 610 hp Cummins engine	22 kts
2 x twin 715 hp Cummins engine	26 kts
2 x 1000 hp Volvo Penta engines	29 kts
Max range at 7 kts	> 600 Nm

Greenline Hybrid Experience Center



Discover the sound of silence



TEST CENTER PORTOROŽ

Portorož Marina is where we test out and launch all of our yachts. Most of our Greenline models are available to test all year round.

When visiting this specific test center you are only an hour away from our shipyard, where we invite our valued customers to see for themselves how our yachts are made.



LAMPERTHEIM, GERMANY

The above mentioned Central EU test center is not only perfectly located logistically, but it is also amazing for those who want to experience the German countryside! Go on a German Wine Tour or visit the Heidelberg Castle while you come on your Greenline Yacht experience tour.



FORT LAUDERDALE, FLORIDA

Visit our test centre in the 'Sunshine State' of Florida. Fort Lauderdale is famed for its beaches and boating canals. Choose any boat of your desire. Here, you can pick and mix from our full fleet and choose between traditional and alternative propulsion.

Worldwide network of Greenline Yachts Representatives

WITH SALES OFFICES AND CERTIFIED SERVICE STAFF TO MAKE YOUR GREENLINE EXPERIENCE ACCORDING TO OUR HIGH STANDARDS



FIND YOUR DEALER



No Greenline representative near you? Contact us at sales@svpyachts.com

www.greenlinehybrid.com

SVP Yachts, Zapuže 10a, 4275 Begunje, Slovenia





Greenline 39



Greenline 40



Greenline 45 Coupe



Greenline 45 Fly



Greenline 48 Coupe



Greenline 48 Fly



Greenline 58 Coupe



Greenline 58 Fly